

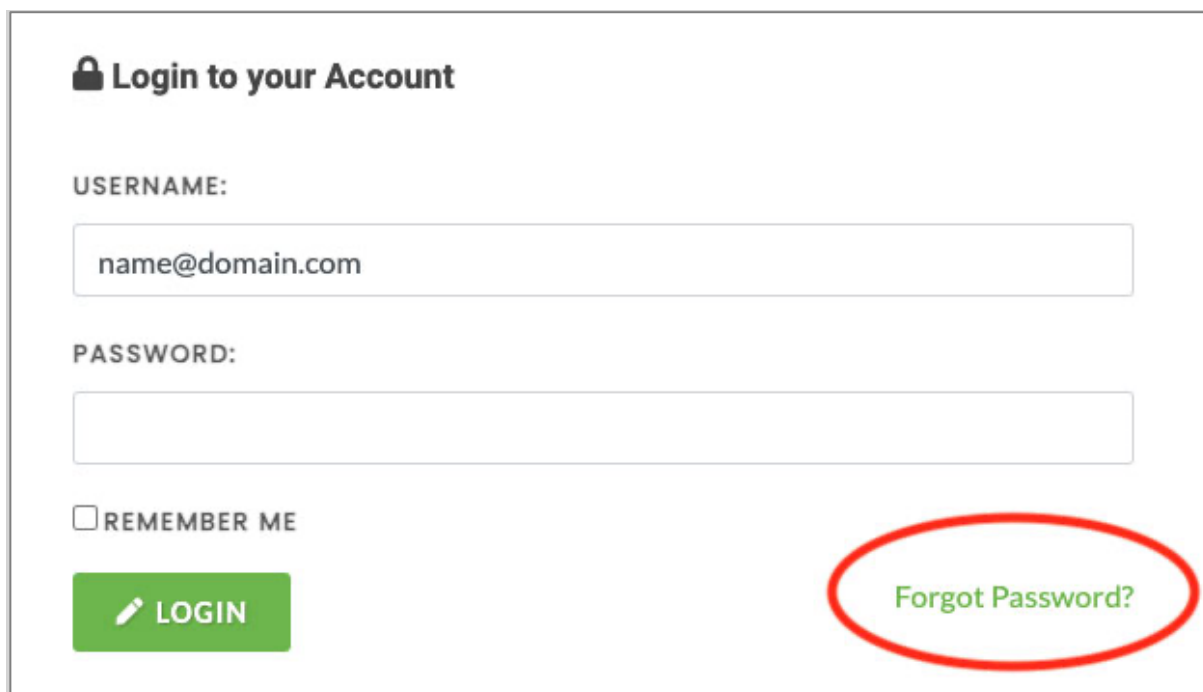
I FORGOT MY PASSWORD. WHAT NOW?

If you are a registered IPPS member, please follow these instructions to obtain your password.


1. At the top left-hand side of your screen, click the LOGIN button.




2. You will now see the login screen. If you cannot remember your password, click on the FORGOT PASSWORD button.

A screenshot of the IPPS login screen. At the top left, there is a lock icon followed by the text 'Login to your Account'. Below this, there are two input fields: 'USERNAME:' with the placeholder text 'name@domain.com' and 'PASSWORD:'. Below the password field is a checkbox labeled 'REMEMBER ME'. At the bottom left, there is a green button with a white pencil icon and the text 'LOGIN'. At the bottom right, there is a green link labeled 'Forgot Password?' which is circled in red.


3. Fill in your email address that you used to register your account with on the IPPS website. Now click EMAIL PASSWORD.

 **Forgot your password?**

PLEASE ENTER YOUR EMAIL ADDRESS / USERNAME:


 EMAIL PASSWORD

4. If you do not use the email address used to register your account on IPPS, the website will show a notification as per below. Please insert the correct associated email address you used to create your IPPS account.


 **Forgot your password?**


✘ Sorry! Your email address cannot be found in our system. Please check that you have entered the correct email associated with your IPPS account.

PLEASE ENTER YOUR EMAIL ADDRESS / USERNAME:

 EMAIL PASSWORD

5. Once you included the correct IPPS email address associated with your account, the website will notify you of an email sent to your email account where you will receive your password.

 **Forgot your password?**

 **Thank you!** Please check your email for your password. ✘